

Goleta Visioning Committee Workshop

April 24, 2006

**Terry Dressler
Air Pollution Control Officer
Santa Barbara County Air Pollution Control District**



The APCD Mission

“To protect the people and the environment of Santa Barbara County from the effects of air pollution”



Board of Directors

Supervisor Salud Carbajal
First District, Santa Barbara County

Supervisor Susan Rose
Second District, Santa Barbara County

Supervisor Brooks Firestone
Third District, Santa Barbara County

Supervisor Joni Gray
Fourth District, Santa Barbara County

Supervisor Joe Centeno
Fifth District, Santa Barbara County

Councilmember Russ Hicks
City of Buellton

Councilmember Donna Jordan
City of Carpinteria

Mayor Lupe Alvarez
City of Guadalupe

Councilmember Will Schuyler, Vice Chair
City of Lompoc

Mayor Marty Blum
City of Santa Barbara

Councilmember Marty Mariscal
City of Santa Maria

Councilmember Edwin Skytt
City of Solvang

Councilmember Margaret A. Connell, Chair
City of Goleta



Local Air Programs

APCD Plans, Rules, Policies, Programs

- **Air monitors** determine whether ambient standards have been achieved
- **Plans** guide local efforts to achieve state & federal standards
- **Rules** are adopted consistent with plans, and also to implement policies of the Board of Directors
- **Permits:**
 - required for new air pollution sources and for modifications to existing sources
 - large emission sources must use best available control technology and must offset emissions increases with emission reductions
 - require monitoring and records that ensure compliance
 - some permits are federally enforceable



Local Air Programs cont'd

APCD Plans, Rules, Policies, Programs

- **Toxic Risk Management** programs reduce or mitigate exposure to toxic air pollution, and notify members of the public about potential exposures
- **Field inspections** verify compliance, and investigate complaints
- **Incentive programs** reduce emissions from other sources: motor vehicles, heavy duty diesel engines, agricultural equipment, commercial fishing vessels
- **Public outreach** provides information to, and gathers information from, the communities, businesses, local governments, and others within the district



Protecting Public Health — It's why we do what we do

- **Air Pollution increases death and disease from:**
 - Heart problems
 - Cancer (especially lung)
 - Asthma
- **Even low levels of air pollution can cause health effects**
- **Diesel exhaust particulate is the number one airborne carcinogen in California**



Air Pollution & Health

- **Ozone**
 - Irritates eyes, nose, throat and lungs
 - Exacerbates and can cause asthma
 - Contributes to heart and lung disease and early death
- **Particle Pollution**
 - All of the above, and
 - Can have serious effects on those with heart ailments
 - Penetrates lung tissue; body's defenses can't remove small particles, disrupt lung cell function
 - Cause or contribute to poor pregnancy outcomes
 - Have additional and very serious adverse effects on children
- **Toxic Air Pollution**
 - Acute (short term) and chronic (long term) effects
 - Some cause cancer
 - Some have non-cancer effects, such as causing birth defects, sterility, nerve or brain damage, or damage to eyes, skin, organs and organ systems



Air Pollution and Children

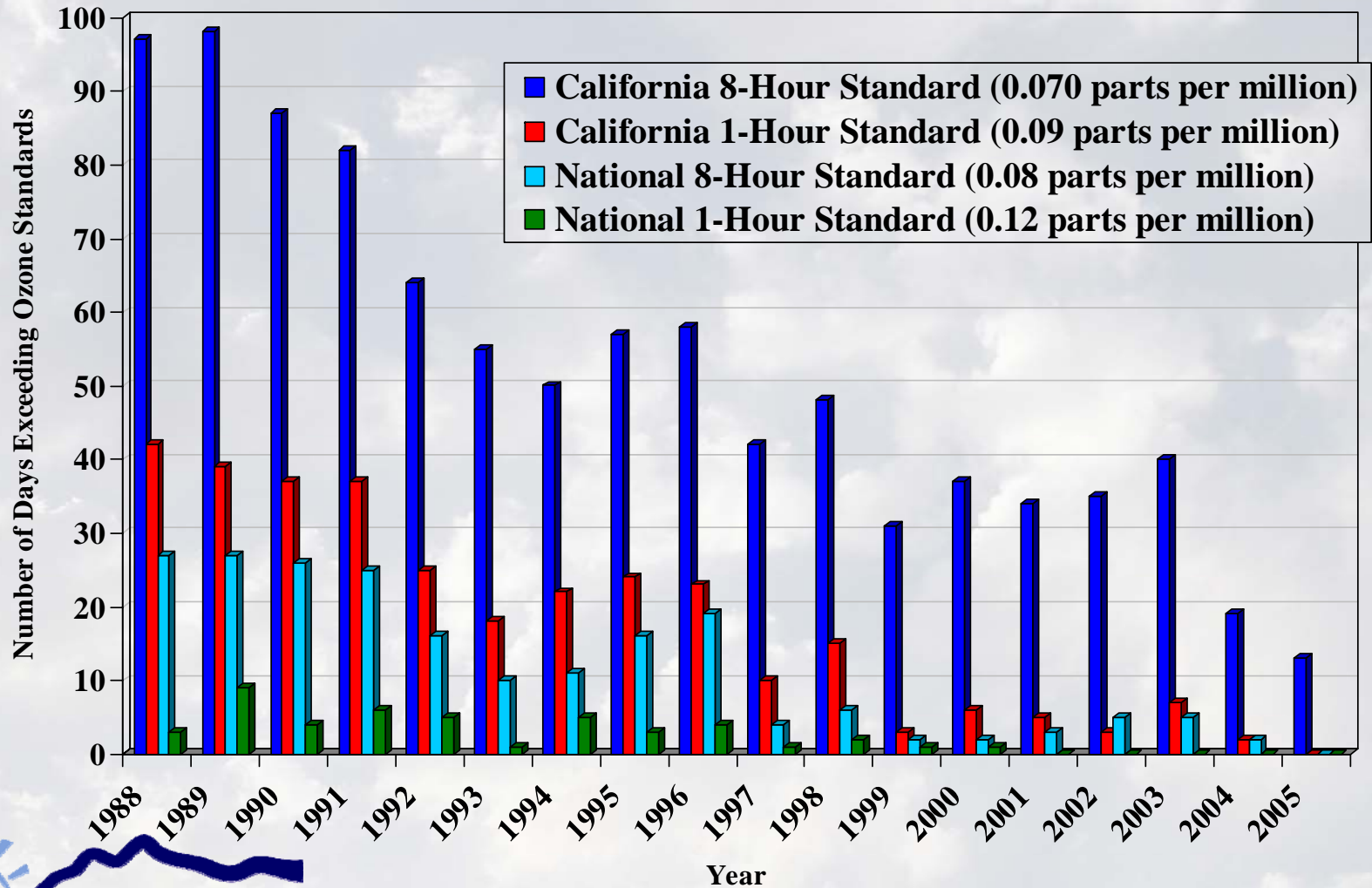
Southern California Children's Health Study showed pollutants from fuel combustion:

- Slow lung growth in children
- Decrease lung function in children
- Increase asthma rates in children
- Some effects could not be reversed (will effect children for life)
- Other effects included increased hospital admissions, more missed school days, and greater care costs for affected children



Our Air Quality

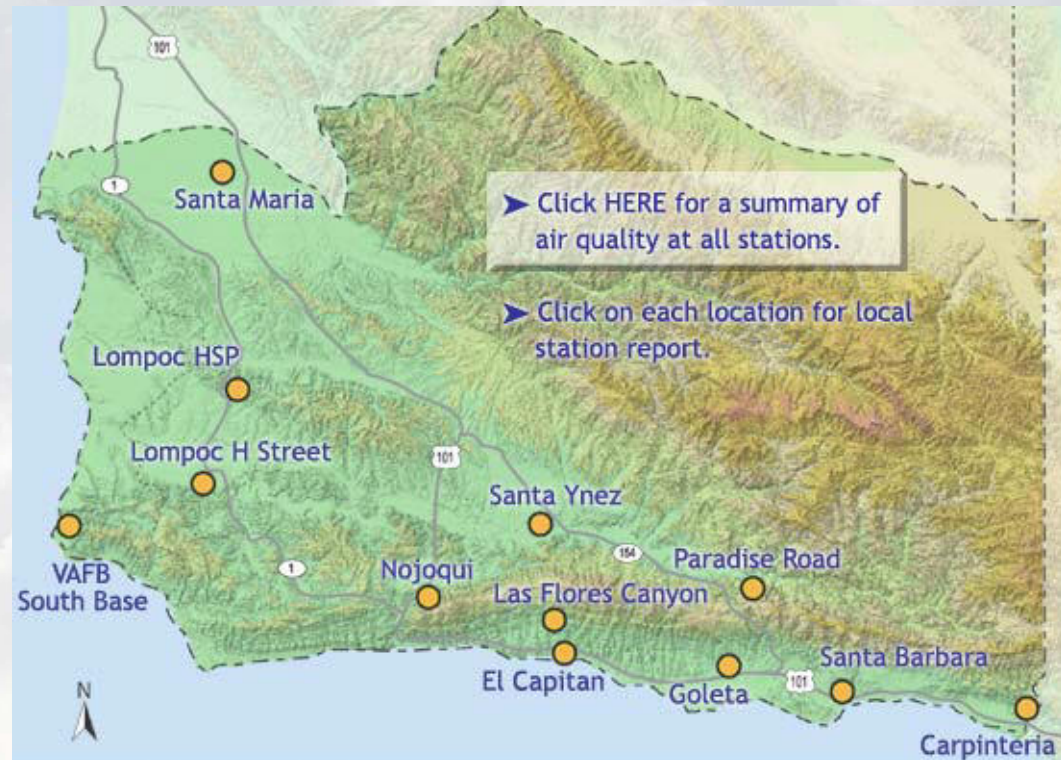
Bad Ozone Days 1988-2005



Monitoring Our Air Quality

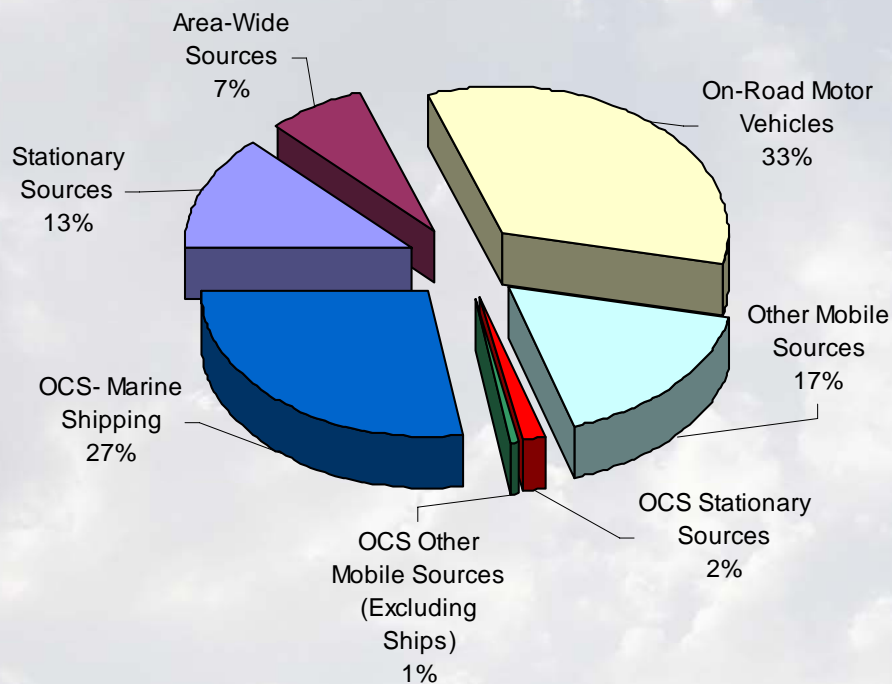


Real-time air quality data
available at www.sbcapcd.org

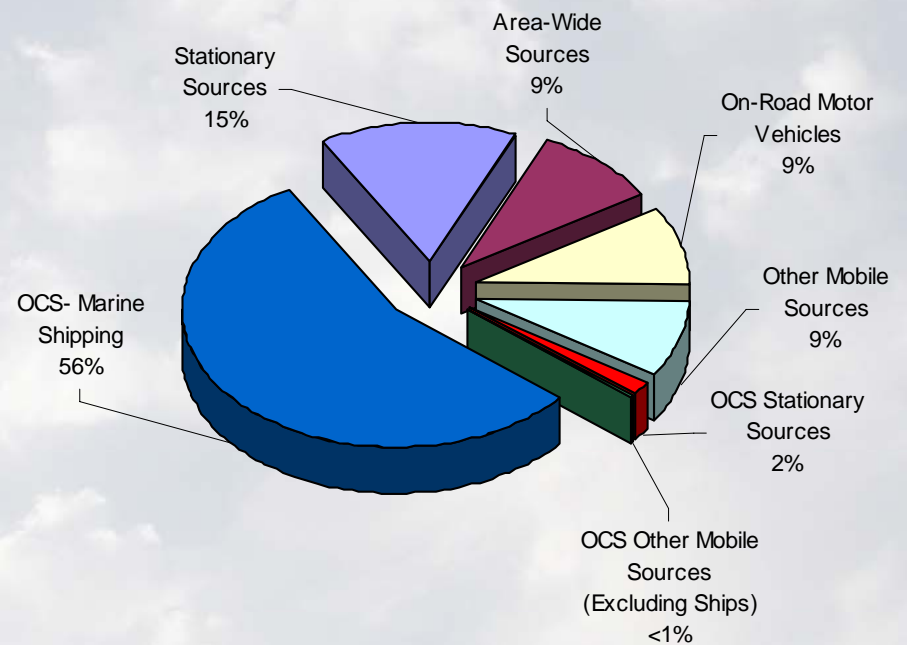


ROC & NOx Emission Sources *

2000 Santa Barbara County ROC & NOx Emissions
122 Tons per day



2020 Santa Barbara County ROC & NOx Emissions
120 Tons per day



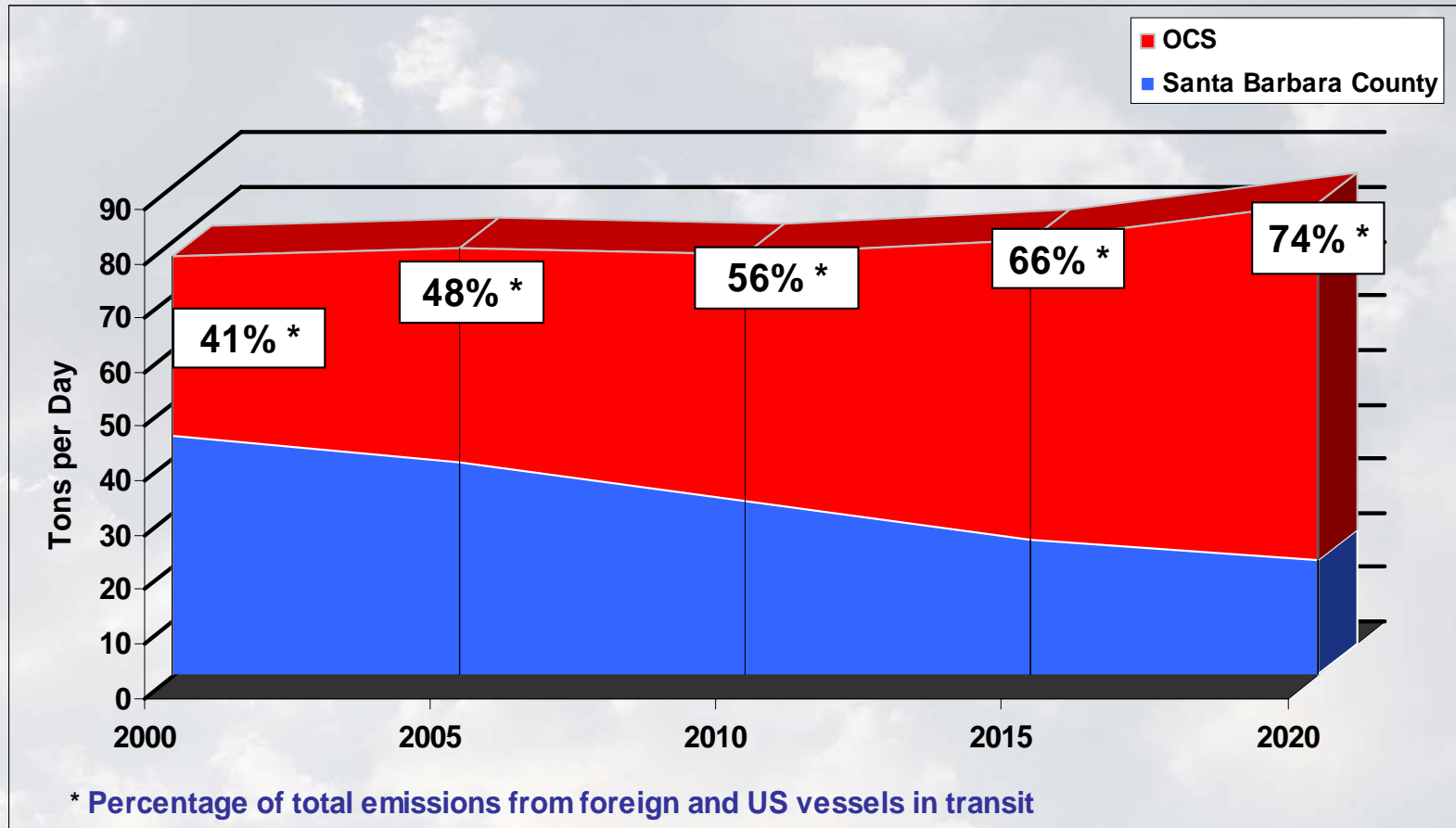
* Includes both Onshore & OCS Emissions

Major Stationary Sources

2004 Emissions over 100 tons per year

Facility Name	Tons per year ROG+NOx+SOx+PM
Celite Corporation	1,968
BreitBurn — Orcutt Hill	195
Point Arguello Project Platform Harvest	216
Greka Cat Canyon	151
Exxon Las Flores Canyon	150
Venoco Ellwood	159
Point Arguello Project Platform Hermosa	117
Exxon Platform Hondo	123
Point Arguello Project Platform Hidalgo	110

Santa Barbara County NOx* Emission Forecast



Channel Shipping



Photo by Steve Ringleman / The Seattle Times

The Seattle Times

2005 Highlights

- **1222 facility inspections**
- **693 permitting actions**
- **207 complaints responded to**
- **No exceedances of the federal ozone standard (5th year in a row)**
- **Issued grants to reduce 129 tons of NOx & PM**

Upcoming Issues

- **Diesel Engine ATCM implementation**
 - Stationary Engines
 - Portable Engines
- **Federal 8-hour Ozone Maintenance Plan**
- **Agricultural Sources**
- **Marine Shipping**
- **Global Climate Change Policies**

Contact

Terry Dressler

961-8853

www.sbcapcd.org

